

Wharfedale

Loudspeaker manufacturer since 1932

HERITAGE CENTRE

Heritage



3 YEAR
WARRANTY



Scan the QR code using a smartphone device,
for product warranty registration online.

Important Safety Information

Before installing this product read all these instructions!



This symbol indicates that there are important operating and maintenance instructions in the literature accompanying this unit.

Read these instructions. Keep these instructions. Heed all warnings. Follow all instructions.

Before making any connections, switch all the units in your system off at the mains.

Set the volume control at minimum when you switch on your system or change sources, and turn the level up gradually.

DO NOT use your amplifier at full volume.

Ensure that all loudspeakers in the system are correctly wired.

DO NOT subject your loudspeakers to excessive cold, heat, humidity or sunlight.

Loudspeakers should not be placed directly facing other hi-fi units, or share the same shelf or cabinet.

DO NOT place heavy objects on top of loudspeakers.

Some manufacturers forbid the placing of objects on top of their TV sets. Check your TV handbook before installing the speaker directly on your TV set. Consult your TV dealer if you are in any doubt.

DO NOT connect speaker terminals to the mains supply.

DO NOT dismantle the loudspeaker. There are no user-serviceable parts inside it and you will void the warranty by doing so.

Refer all servicing to qualified service personnel. Servicing is required when the apparatus has been damaged in any way, the apparatus has been exposed to rain or moisture, does not operate normally, or has been dropped.

Changes or modifications not expressly approved by the manufacturer will void any warranty.

Connects

Introduction

Product Overview

Installation and Placement

Connections and System Integration

Care and Maintenance

Warranty and Service Information

Specifications

Specifications	Warranty and Service Information	Care and Maintenance	Connections and System Integration	Installation and Placement	Product Overview	Introduction	Connects	Important Safety Instruction
----------------	----------------------------------	----------------------	------------------------------------	----------------------------	------------------	--------------	----------	------------------------------

Contents

Introduction	3
Product Overview	3
Installation and Placement	3
Connections and System Integration	3
Care and Maintenance	4
Warranty and Service Information	4
Specifications	7

Introduction

Thank you for choosing the Wharfedale Heritage Centre. As part of the esteemed Heritage Series, this centre channel speaker has been developed to complement the SUPER LINTON, LINTON, SUPER DENTON and DENTON loudspeakers in home theatre configurations, extending the classic Wharfedale sound to modern multi-channel systems.

Please read this manual carefully to ensure you achieve the best possible performance from your system.

Unpacking Your Loudspeaker

- Please read this manual as soon as you have opened the carton.
- Lift the loudspeaker carefully out of the packing. Do NOT try to lift the loudspeaker using the cloth bag.
- Unpack any accessories carefully.
- If there is any sign of damage or if the contents are incomplete, report this to your dealer as soon as possible.
- Retain the packing for future safe transport of the product. Dispose of the packing with respect to any recycling provisions in your area.

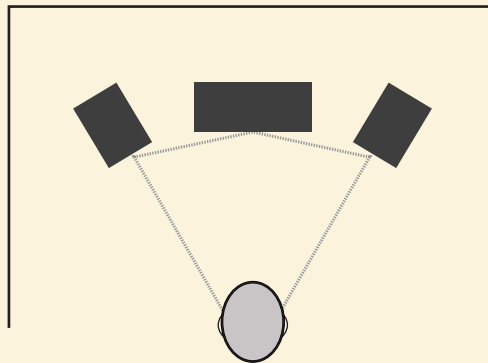
Positioning the Loudspeaker

Place the Heritage Centre horizontally, aligned with the screen.

It should ideally be centred directly below (or above) your television or projection screen.

Ensure it is placed on a stable, vibration-free surface or stand.

The rear bass port requires some clearance from the wall to optimise low-frequency performance (recommended: 150mm or more). If the loudspeakers are placed too close to the walls, the bass will increase but may be boomy and indistinct. Personal taste plays a significant role, experiment with different configurations and play a wide range of programme material before finalising the position of your speakers.



Connections and System Integration

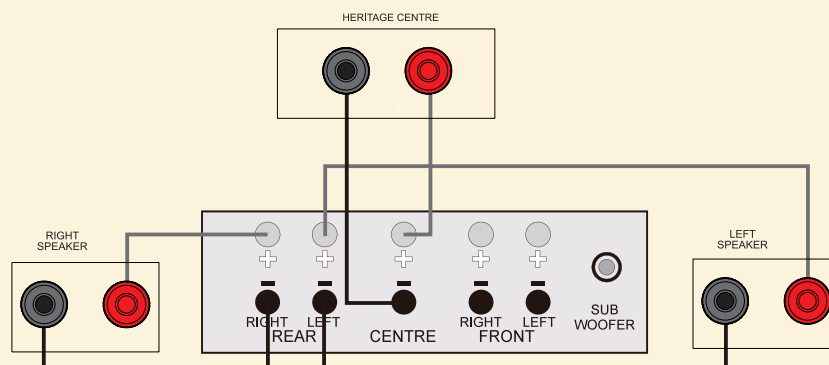
The Heritage Centre is fitted with high-quality binding posts. These accept bare wire, banana plugs or spade connectors.

Choose a suitable length of twin-core speaker cable for the centre and prepare the ends accordingly.

Unscrew each terminal a few turns. Connect the red, positive (+) terminal to the corresponding red, positive (+) amplifier terminal. Connect the black, negative (-) terminals similarly.

Tighten the terminal securely. Make sure the terminal links are securely in place.

Use good-quality speaker cable and ensure polarity is matched (positive to positive, negative to negative).



Important Safety Instruction
Connects
Introduction
Product Overview
Installation and Placement
Connections and System Integration
Care and Maintenance
Warranty and Service Information
Specifications

Looking After Your Loudspeaker

- Your Wharfedale loudspeakers use an especially hard-wearing sealed finish. They should not be waxed or treated with spray polishes which will smear and dim their lustrous finish. Occasionally polish them with a dry or barely moist cloth to remove dust and finger marks, etc.
- Occasionally, remove the loudspeaker grilles and brush them gently with a soft brush before replacing them carefully.
- Never stand objects on your loudspeakers. In particular do not stand flowers, etc. on them – they are not jardinieres!
- Avoid getting any liquid behind the grille. If you accidentally spill liquid on your loudspeakers, take them to your dealer for attention before using them again.
- Do not open the speakers; there are no user-serviceable parts inside. Never touch the driver units either with an object or your hands.

Warranty Coverage

Your loudspeakers have been constructed to the highest standards. From top-grade furniture construction and finish to carefully designed and selected acoustic components, Wharfedale speakers are built to provide a lifetime of sonic pleasure. We hope you will derive many years of good service from our products.

Wharfedale warrants its products, subject to the following terms and conditions below, to be free from defects in materials and workmanship.

Online Registration



Scan the QR code using a smartphone device, for product warranty registration online.

The three (3) year extended warranty is applicable to items purchased from Jan 1st 2021, onwards. Items purchased prior to this date are not eligible for this extended warranty service but are subject to statutory warranty claims and all applicable consumer rights.

To qualify for the extended 3-year warranty, you must register your product within ninety (90) calendar days from the date of purchase. Visit Wharfedale.co.uk/warranty-registration to complete your online registration. Items not registered online will have a Limited Warranty for one (1) year, or for the period of your country's statutory warranty, whichever is longer.

Warranty can only be offered to products registered with proof of purchase with date, model and details of the authorised dealer clearly stated on the receipt/invoice. Please keep the original receipt/invoice in case it is required for a warranty claim.

This Limited Warranty is non-transferable and is offered exclusively to the original owner.

This Limited Warranty is valid only in the original country of purchase.

Repairs or replacements provided under this warranty are the exclusive remedy of the consumer. Wharfedale shall not be liable for any incidental or consequential damages for breach of any expenses or implied warranty with any product. Except to the extent prohibited by law, this warranty is exclusive and in lieu of all other warranties whatsoever, both expressed and implied, including but not limited to the warrant of merchantability and fitness for practical purpose.

This warranty provides benefits that are additional to and do not affect your statutory consumer rights.

This Limited Warranty offer is subject to correct information being submitted in your application. Incorrect dates or mismatched purchase receipt dates that are outside of the warranty terms will immediately invalidate any warranty claim.

*Please check with your dealer or local distributor for further information.

Exclusions

The following items are excluded from the Wharfedale warranty:

Normal wear and tear and cosmetic damage (including but not limited to any wear from reasonable use, environmental deterioration or neglect)

Products on which the serial number has been removed, altered or otherwise made illegible.

Products not purchased from an authorised Wharfedale dealer.

Products that were not new at the time of original purchase.

Products sold 'as is', 'as seen' or 'with faults'.

Product not purchased from an Authorised Dealer/Distributor within the region of the claim (ie parallel imports or grey market products)

Accidental damage or faults caused by commercial use, acts of God, incorrect installation, incorrect connection, incorrect packaging, misuse or careless operation or handling which is not in accordance with the user instructions.

Equipment that has been operated in conjunction with unsuitable, inappropriate or faulty apparatus.

Repairs, alterations or modifications carried out by parties other than Wharfedale or its authorised service partners.

Damage in transit that cannot be attributable to the fault of Wharfedale, the authorised distributor or dealer (ie. claims otherwise covered by transit insurance.)

Faults relating to abnormal or inappropriate power supply voltage or power surges.

Faults relating to extremities in temperature, exposure to heat, water or other liquids, insects, excessive moisture, sand, chemicals, battery leakage or any other contaminants.

Any force majeure events, including but not limited to any acts of God, fire, lightning, typhoon, storm, earthquake, hurricane, natural disaster, tsunami, flood, war, riot, public disturbance.

Any other causes beyond the reasonable control of either Wharfedale or its Authorised Distributor.

Please note items purchased before 1st Jan 2021 are not eligible for the extended warranty claim.

How to Claim

To obtain warranty service, please contact the authorised dealer from which you purchased this product and present the limited warranty certificate offered upon registration of your product's extended warranty offer.

Do not dispatch goods without the prior agreement of the dealer distributor or authorised service centre.

If asked to return products for inspection and or repair, please pack carefully preferably in the original carton or packaging affording an equal degree of protection and returned via insured, trackable courier service.

The authorised dealer or distributor will offer full return details and instructions. However, please note if unsuitable packaging is used the warranty may be deemed void due to improper action in return.

Wharfedale or the authorised distributor, dealer or service centre may make a charge for the supply of new packaging for the return of the repaired item. Please note that insurance is recommended as goods are returned at the owner's risk. Authorised distributors or service centres can not be held liable for loss or damage in transit. insurance and freight charges on the return journey will be paid for by Wharfedale, authorised dealer, distributor or service centre if corrective work proves to be necessary.

In the event of 'no-fault found' or 'no repair necessary', the return shipping charge will be the responsibility of the owner.

Important Safety Instruction
Connects
Introduction
Product Overview
Installation and Placement
Connections and System Integration
Care and Maintenance
Warranty and Service Information
Specifications

Repairs

All repairs will be carried out by the appointed distributor (or locally appointed service centre). Repairs handled or processed without authorisation or approval of the appointed representative will be excluded from this limited warranty. Please note, Wharfedale is not able to supply parts or replacement items to any other entity than the official distributor or authorised service centre.

Other than the warranty and services set out in this warranty, to the fullest extent permitted by law, Wharfedale shall not be liable to you and/or any third party or entity whatsoever for:

- Any loss, damages and/or malfunction caused to any product(s) which is/are connected to any of the products covered by this warranty.
- Any damages, loss and liability, whether direct, indirect, incidental, consequential, special, punitive or otherwise, howsoever caused by, arising out of or otherwise, in relation to the installation, delivery, use, service, repair, replacement and/or maintenance of the product.
- Any damages, loss and liability under this warranty in respect of any act, omission, or negligence of any of their technicians, employees, agents, representatives or independent contractors relating to the actual or purported performance of any of the obligations under this warranty.

Service Centre Address

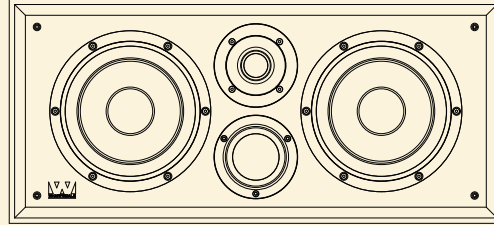
For technical support, servicing or product queries and information, please contact either your local retailer or the office below.

IAG Service Dept.
13/14 Glebe Road
Huntingdon
Cambridgeshire
PE29 7DL
UK

Tel: +44(0)1480 452561
Email: support@iaguk.co.uk

For information on other authorised service centres worldwide contact Wharfedale International, UK.
A worldwide wide distributors list is available on the Wharfedale website: www.wharfedale.co.uk

Specifications



Model

HERITAGE CENTRE

General Description	3-Way Vented-box/Centre
Design philosophy and Core Technology	
Enclosure Type	Bass Reflex
Transducer Complement	3-way
Bass Driver	6.5"(165mm) Black Woven Kevlar Cone x2
Midrange Driver	2"(50mm) Soft Dome
Treble Driver	1"(25mm) Soft Dome
Full-range Driver	
Sensitivity (2.83V @ 1m)	90dB
Recommended Amplifier Power	25-150W
Peak Power Handling	
Peak SPL	106dB
Nominal Impedance	6Ω (Compatible with 8Ω)
Minimum Impedance	4.0Ω
Frequency Response(+/-3dB)	54Hz - 20kHz
Bass Extension(-6dB)	47Hz
Crossover Frequency	900Hz, 2.7kHz
Cabinet Volume (in litres)	26.8L
Dimensions (mm)	
Height (on plinth)	250mm
Width	550mm
Depth (with terminals)	(300+20)mm
Carton Size (L x W x H)	660 x 415 x 365mm
Net Weight	14.0kg/pcs
Gross Weight	15.6kg/ctn
Finish	Real Wood Veneer - Walnut, Mahogany and Black Oak Finish







